



# **Multisystem Video Converter**

---

CL1575

Owner's Manual

*Congratulations and thank you for purchasing this state-of-the-art electronics product. To insure years of worry-free operation, please read this manual carefully before proceeding to install and operate this item. Store this manual in a safe place for future reference and warranty information.*

## **Before You Begin**

**Please familiarize yourself with the following precautions:**

1. Do not expose this product to direct sunlight.
2. Keep the unit away from radiators, heat sources and magnetic fields.
3. Do not place in areas where high humidity or dusty conditions are present.
4. Always stand this unit in an upright position.
5. Do not place any objects on top of this unit.
6. Install this unit in a well ventilated location.
7. If the picture is not clear when using this unit move the unit away from the TV or other electronic device.
8. Unplug the unit from its power supply when it is not to be used for a long time.

## **Features:**

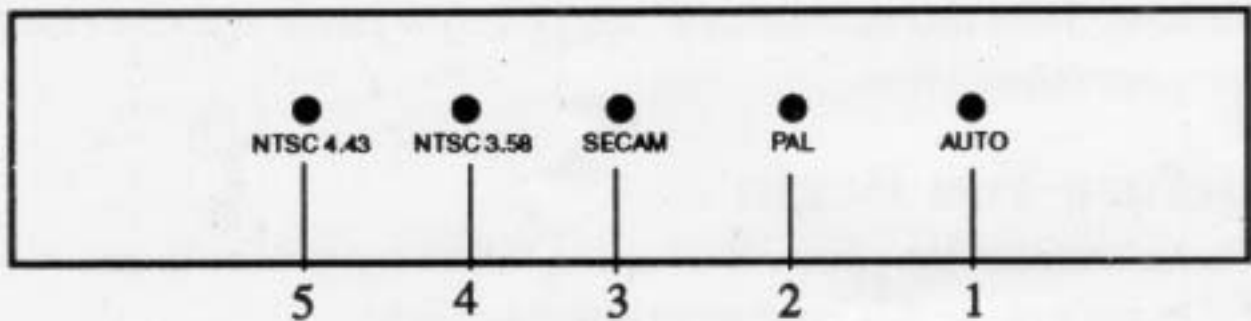
The advanced features of the Multisystem Video Converter include:

- Automatic input detection.
- **Static resolution: 560 lines.**
- **Dynamic resolution: 300 lines.**
- Automatic gain control (AGC) to ensure 1 Vp-p output signal (input level can range from 0.5 Vp-p to 2 Vp-p).



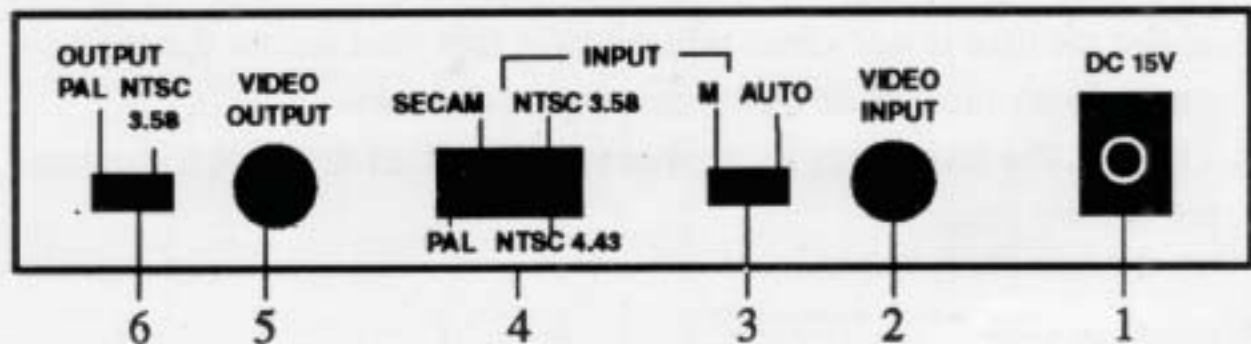
# Operation, Controls and Functions

## FRONT PANEL



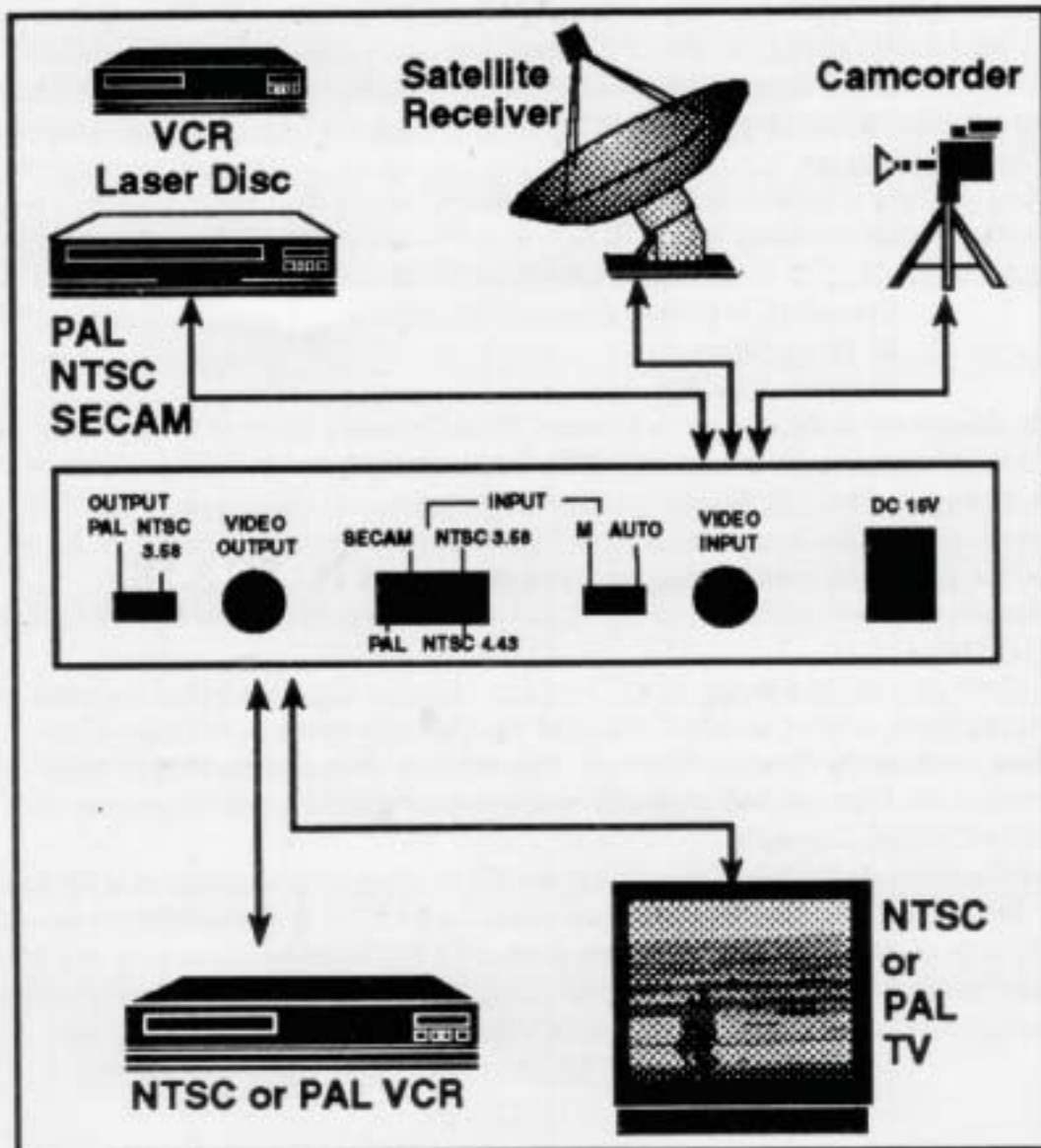
1. Illuminates when in Auto-detecting mode.
2. Illuminates when input signal is PAL.
3. Illuminates when input signal is SECAM.
4. Illuminates when input signal is NTSC 3.58.
5. Illuminates when input signal is NTSC 4.43.

## REAR PANEL



1. DC Power Supply (15 volt input). Plug the 15 volt AC adaptor (included) here, and then into a 110 volt AC outlet.
2. Video Input jack: Connect your desired input source (PAL, NTSC or SECAM VCR, Laser Disc, Satellite Receiver, Camcorder, etc.) here.
3. Input Signal Detecting Mode Switch:  
 AUTO: Automatically recognizes and selects correct input mode.  
 M: Allows you to manually choose the input mode with switch 4.
4. Manual Input Mode Selector Switch.
5. Video Output jack: Connect your desired output source (NTSC or PAL VCR or TV) here.
6. Output System Selector Switch: Select the type of output signal you require.

## Installation and Specifications



### SPECIFICATIONS

**Input TV Systems**

NTSC 3.58, NTSC 4.43, PAL, SECAM

**Output TV Systems**

NTSC 3.58, PAL B, D, G, I

**Connection Terminals**

Video Input: 1

Video Output: 1

**Power Supply**

DC 15 Volts 450mA

**Dimensions**

9.125" x 5.125" x 1.625"

**Accessories (included)**

Cables, UL approved AC adaptor

## Clearline Concepts Corporation Limited Warranty

- A. Clearline Concepts warrants this item within the continental limits of the United States, Hawaii and Alaska, is free from defects in materials and workmanship under normal use service for 90 days. This warranty is applicable only to the original purchaser of the CL1575, when accompanied by a sales receipt stating the date of purchase and name of the company from which purchased. This warranty is in lieu of and excludes all other warranties, expressed or implied, including any implied warranty or merchantability or fitness, and of any other obligation on the part of Clearline Concepts.
- B. If this item shall prove to be defective, then Clearline Concepts shall either replace or repair it at no cost to the original purchaser within 90 days of the date of purchase. During the 90 day period you may return the CL1575 to Clearline Concepts at the following address:
- Clearline Concepts Corp.  
85 Fulton Street  
Boonton, NJ 07005
- Shipping charges are at the customer's expense. Please include a check or money order made out to Clearline Concepts for the amount of \$9.95 to cover shipping and handling.
- C. There is no formal dispute settlement mechanism available.
- D. Some states do not allow limitations on how long an implied warranty lasts and/or do not allow exclusions or limitations or exclusions may not apply to you.
- E. This warranty gives you specific legal rights, and you may also have other rights which vary from state to state.
- F. This warranty does not extend any CL1575 sold by Clearline Concepts which has been subjected to misuse, neglect, accident, improper installation or to use in violation of the instructions furnished by Clearline Concepts. This warranty does not extend to or apply to any CL1575 which has been repaired or altered by any persons who have not been expressly approved by Clearline Concepts.
- G. Clearline Concepts shall not be liable for any special or consequential damages or for loss or expense directly or indirectly arising from the use of the CL1575 or any inability to use either separately or in combination with other equipment or CL1575 accessories or from any other case.
- H. Clearline Concepts reserves the right to make changes in the design of and to make additions or improvements without incurring any obligation to modify any CL1575 previously sold.

CL1575

---

**CONGRATULATIONS** on your purchase of the CL1575 from Clearline Concepts.

We are pleased to offer you the following valuable lifetime warranty. By filling out and returning the Warranty Card below along with a payment of \$10, you will be protected against defects in workmanship or materials for the life of the product. If such a defect does occur, CLEARLINE CONCEPTS CORP. will repair or replace the item free of charge, provided you follow these simple instructions:

1. Write a brief description of the problem.
2. Wrap the package securely and insure it for its full value.
3. Mail to: CLEARLINE CONCEPTS CORP., 85 Fulton Street, Boonton, NJ 07005.
4. Be sure to include your name and address.

*NOTE: This warranty does not cover damage resulting from accident, improper use, or improper service or repair by other than CLEARLINE CONCEPTS CORP.*

Name \_\_\_\_\_

Address \_\_\_\_\_

Date and Place of Purchase \_\_\_\_\_

Please enclose a copy of your receipt and a check or money order for \$10 payable to Clearline Concepts and mail to:

**CLEARLINE CONCEPTS CORP.**

85 Fulton Street

Boonton, New Jersey 07005

Check/MO enclosed

Please bill my VISA/Mastercard No. ....

Exp Date

Signature .....

**NJ Residents please add 6% sales tax Allow 2-5 weeks for delivery**